

Cooper Lighting Solutions Photometric Lab
1121 Highway 74 South
Peachtree City, GA 30269

Cooper Lighting Solutions Photometric Lab
1121 Highway 74 South
Peachtree City, GA 30269

Scaled data based on original data using
LM-79-2024 Approved Method: Electrical and Photometric Measurements of Solid-
State Lighting Products

Test Report Prepared for
Cooper Lighting Solutions

Brand: STREETWORKS

Report Number: P1457916

Luminaire Tested: GLAN-SB1B-927-U-T2LG-HSS

Issue Date: 05/20/2026

Test Information

Test Method: LM-79-2024
Report Number: P1457916
Test Lab: INNOVATION CENTER(G1)
Issue Date: 5/22/2026
Manufacturer: COOPER LIGHTING SOLUTIONS
Product Line: STREETWORKS
Catalog Number: GLAN-SB1B-927-U-T2LG-HSS
Description: GALLEON II AREA AND ROADWAY HIGH DENSITY LUMINAIRE 450mA 1xLight Square PACKAGE 90CRI 2700K FIXTURE w/ TYPE II LOW GLARE WITH HOUSE SIDE SHIELD
Light Source: (26) 2700K CCT, 90 CRI LEDS
Ballast/Driver: ELECTRONIC DRIVER

Summary

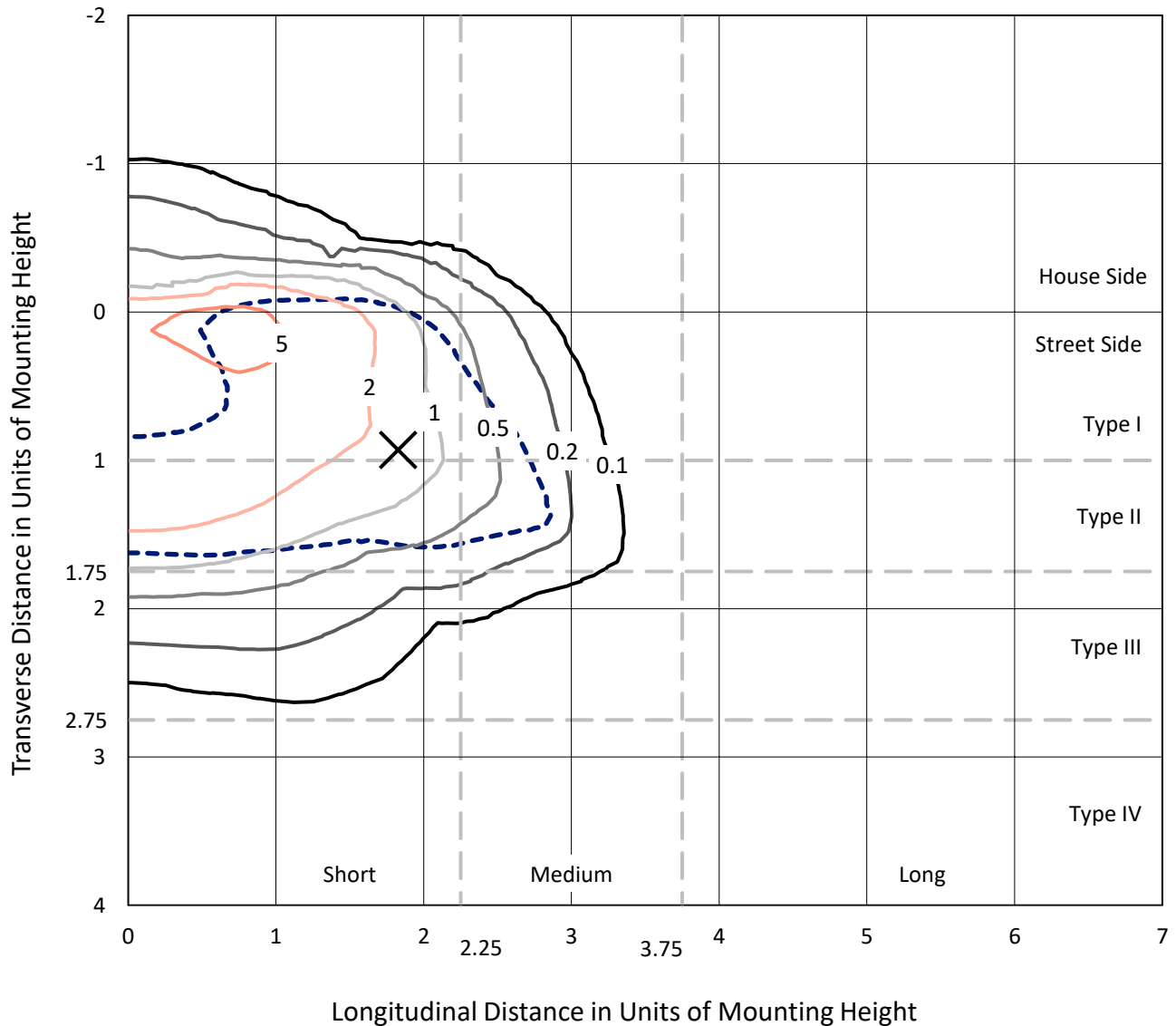
Lumens per Lamp: N/A
Luminaire Lumens: 2482.1 lumens
Efficiency: N/A
Efficacy: 62.4 lumens/watt
Luminous Opening: Rectangular (W 0.5' x L: 0.5' x H: 0')
IES Classification: Type II - Short
BUG Rating: B0 - U0 - G1

Input Watts (W): 39.8
Input Voltage (V): 120
Input Current (Ain): NR
Voltage Rise (V): NR
Power Factor: 0.97
Total Harmonic Distortion (THDi): NR
Frequency (hertz): 60
Stabilization Time: NR
Operation Time: NR
Ambient Temperature (°C): NR
Test Distance: 28.75 FT

REPORT NUMBER: P1457916
 CATALOG NUMBER: GLAN-SB1B-927-U-T2LG-HSS

Iso-Footcandle Lines of Horizontal Illumination

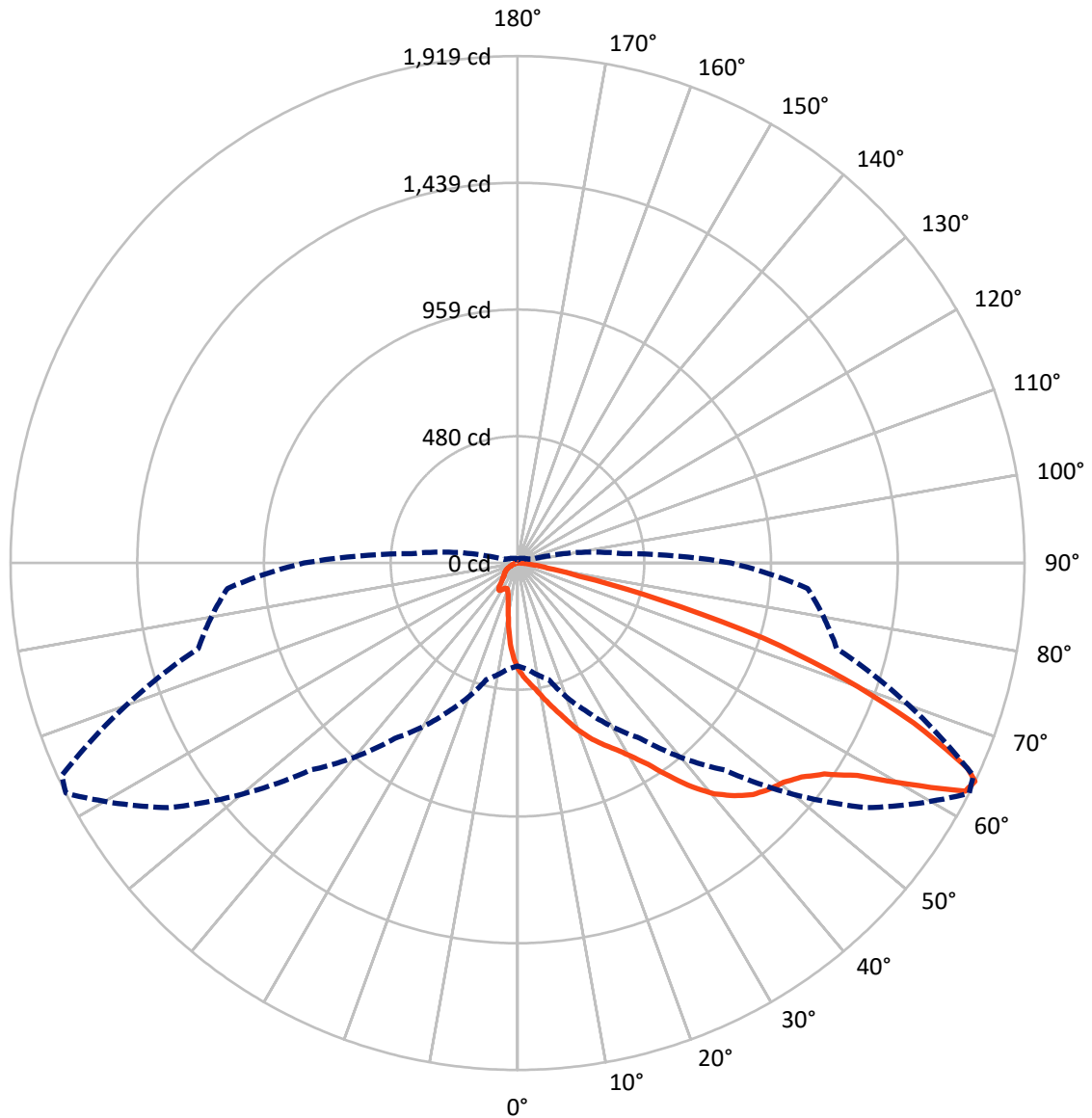
× Max cd
 - - - 1/2 Max cd



Based on 10 foot mounting height. Maximum calculated value = 7.1 fc
 Type II - Short - N/A

REPORT NUMBER: P1457916
CATALOG NUMBER: GLAN-SB1B-927-U-T2LG-HSS

Luminous Intensity Polar Plot



— Vertical Plane Through 63-Deg Lateral - - - Horizontal Cone Through 64-Deg Vertical

REPORT NUMBER: P1457916

CATALOG NUMBER: GLAN-SB1B-927-U-T2LG-HSS

FLUX DISTRIBUTION:

		Downward	Upward	Total
House Side	Lumens	294.5	0.0	294.5
	% Fixture	11.9	0.0	11.9
Street Side	Lumens	2187.6	0.0	2187.6
	% Fixture	88.1	0.0	88.1
Total	Lumens	2482.1	0.0	2482.1
	% Fixture	100.0	0.0	100.0

Coefficient of Utilization

ZONAL LUMENS:

Zone	Lumens	% Fixture
0°-10°	33.8	1.4
10°-20°	95.0	3.8
20°-30°	169.1	6.8
30°-40°	323.1	13.0
40°-50°	535.5	21.6
50°-60°	667.5	26.9
60°-70°	497.7	20.1
70°-80°	142.7	5.8
80°-90°	17.6	0.7
90°-100°	0.0	0.0
100°-110°	0.0	0.0
110°-120°	0.0	0.0
120°-130°	0.0	0.0
130°-140°	0.0	0.0
140°-150°	0.0	0.0
150°-160°	0.0	0.0
160°-170°	0.0	0.0
170°-180°	0.0	0.0
0°-90°	2482.1	100.0
0°-180°	2482.1	100.0



REPORT NUMBER: P1457916

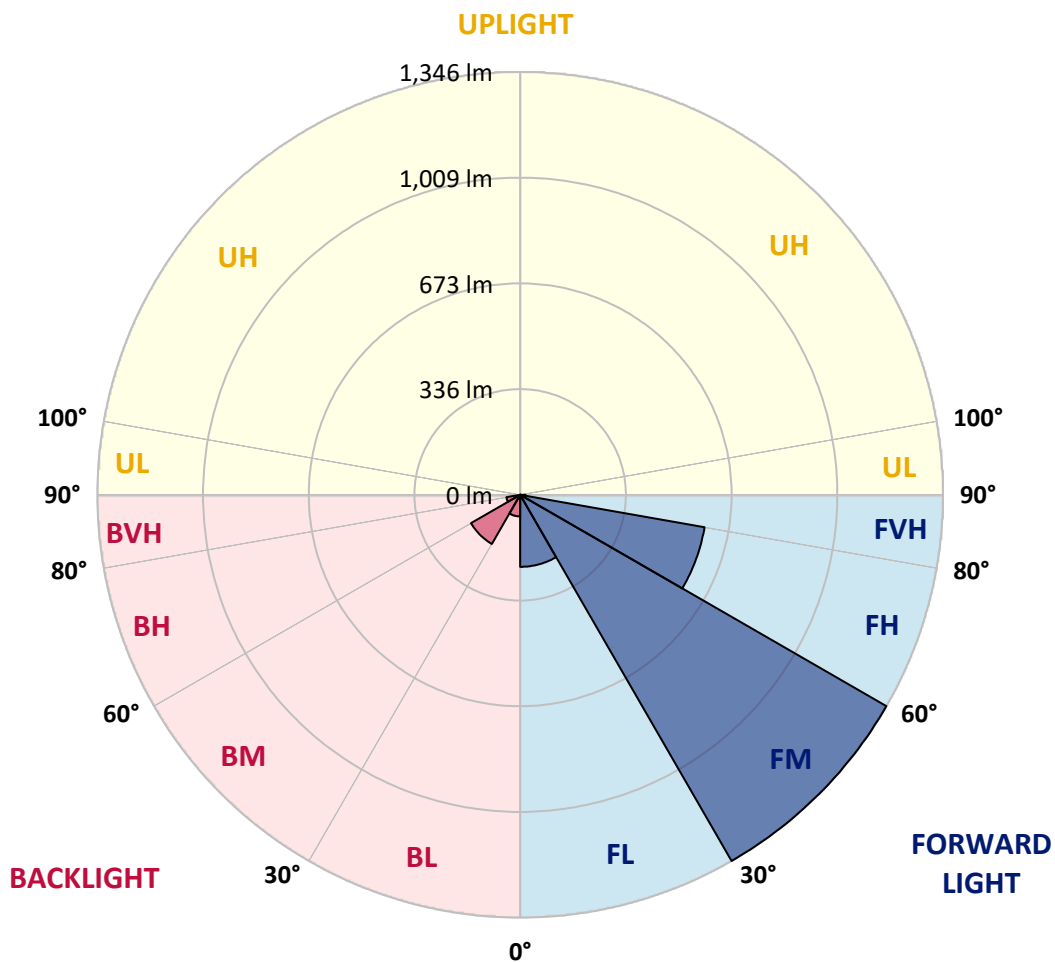
CATALOG NUMBER: GLAN-SB1B-927-U-T2LG-HSS

LUMINAIRE CLASSIFICATION SYSTEM LUMEN TABLE AND BUG RATING:

Zone	Lumens	% Fixture	Zone Rating/Lumen Limit		
			B	U	G
FL (0°-30°)	229.2	9.2			
FM (30°-60°)	1345.7	54.2			
FH (60°-80°)	595.9	24.0			G0/660
FVH (80°-90°)	16.8	0.7			G1/100
BL (0°-30°)	68.7	2.8	B0/110		
BM (30°-60°)	180.4	7.3	B0/220		
BH (60°-80°)	44.5	1.8	B0/110		G0/110
BVH (80°-90°)	0.9	0.0			G0/10
UL (90°-100°)	0.0	0.0		U0/0	
UH (100°-180°)	0.0	0.0		U0/0	

BUG Rating: B0-U0-G1

Type II Short





REPORT NUMBER: P1457916

CATALOG NUMBER: GLAN-SB1B-927-U-T2LG-HSS

CANDELA DISTRIBUTION (FULL):

	0°	5°	15°	25°	35°	45°	55°	63°	65°	75°	85°
0°	401.3	401.3	401.3	401.3	401.3	401.3	401.3	401.3	401.3	401.3	401.3
2.5°	449.7	448.2	446.7	444.5	441.5	438.6	434.8	429.6	427.4	419.9	411.0
5°	472.8	472.8	472.1	470.6	469.1	466.1	461.6	454.9	452.0	441.5	425.9
7.5°	478.8	479.5	481.7	484.7	489.2	488.4	488.4	481.0	479.5	468.3	447.5
10°	468.3	469.1	475.0	483.2	496.6	509.3	518.2	513.8	511.5	500.4	474.3
12.5°	453.4	453.4	463.1	475.8	496.6	520.5	546.5	551.0	551.7	539.1	507.8
15°	414.7	416.2	431.9	457.2	491.4	528.6	572.6	589.7	594.2	586.0	548.8
17.5°	363.4	364.8	380.5	414.7	466.1	528.6	594.9	634.4	640.3	641.8	600.9
20°	341.8	341.8	350.7	376.8	430.4	514.5	608.3	682.0	695.4	711.8	658.2
22.5°	344.7	344.7	350.0	364.8	408.0	495.1	616.5	724.5	752.0	793.7	731.9
25°	361.1	361.1	365.6	375.3	410.3	492.2	632.1	762.4	806.4	885.3	816.1
27.5°	387.2	386.4	390.2	399.8	431.9	506.3	658.2	800.4	849.6	988.1	912.9
30°	425.2	422.9	424.4	435.6	466.8	539.1	696.2	848.8	898.7	1100.5	1020.1
32.5°	513.0	512.3	490.7	484.7	518.2	591.9	748.3	909.1	965.0	1219.6	1130.3
35°	671.6	682.0	651.5	573.3	580.0	662.7	822.8	991.0	1042.4	1346.2	1250.1
37.5°	832.4	832.4	819.8	727.5	680.5	740.9	903.2	1075.2	1128.8	1448.2	1365.6
40°	959.8	966.5	951.6	882.3	821.3	830.2	983.6	1148.9	1198.0	1510.7	1447.5
42.5°	1054.3	1052.8	1046.9	1001.5	967.2	947.1	1056.6	1204.0	1250.9	1542.8	1498.8
45°	1156.3	1156.3	1148.1	1110.9	1082.6	1065.5	1110.9	1250.1	1299.3	1562.1	1530.9
47.5°	1262.8	1261.3	1253.1	1212.2	1181.6	1156.3	1166.0	1279.9	1329.1	1549.5	1536.1
50°	1288.9	1287.4	1306.0	1307.5	1279.9	1231.5	1209.9	1305.2	1348.4	1550.2	1552.4
52.5°	1258.3	1267.3	1294.8	1328.3	1359.6	1309.0	1256.8	1345.5	1390.1	1571.1	1593.4
55°	1182.4	1186.1	1239.0	1292.6	1365.6	1383.4	1332.0	1409.5	1448.9	1591.2	1629.9
57.5°	1040.9	1055.1	1111.7	1204.7	1315.7	1390.1	1463.1	1516.7	1546.5	1599.4	1609.8
60°	785.5	793.0	915.8	1036.5	1212.2	1336.5	1585.2	1698.4	1694.7	1507.0	1469.1
62.5°	478.0	484.7	572.6	763.9	985.1	1224.8	1626.2	1901.7	1881.5	1351.4	1236.7
64°	389.4	402.1	456.4	620.2	810.1	1107.9	1614.2	1918.8	1903.1	1250.9	1102.0
65°	332.8	350.0	405.8	538.3	688.7	982.1	1581.5	1871.1	1860.7	1189.8	990.3
67.5°	209.2	217.4	300.1	418.5	474.3	628.4	1359.6	1618.0	1636.6	1060.3	730.4
70°	155.6	159.3	206.2	323.9	370.1	365.6	933.7	1310.5	1314.9	848.1	440.8
72.5°	113.2	113.9	144.4	239.8	289.6	249.4	492.2	973.9	941.9	496.6	240.5
75°	75.2	78.2	101.3	169.0	225.6	183.2	224.1	554.7	545.0	242.7	137.7
77.5°	55.1	55.8	68.5	113.2	177.2	134.8	135.5	239.0	246.5	144.4	87.1
80°	31.3	32.8	44.7	69.2	115.4	92.3	75.9	115.4	132.5	98.3	58.1
82.5°	18.6	20.1	32.0	45.4	78.9	38.0	38.7	63.3	78.9	70.7	31.3
85°	11.2	11.9	20.1	24.6	46.9	25.3	14.1	31.3	41.0	41.7	17.1
87.5°	7.4	7.4	11.2	10.4	13.4	11.9	6.0	8.2	10.4	14.1	6.7
90°	0.0	0.0	0.0	0.0	0.0	0.0	0.0	0.0	0.0	0.0	0.0



REPORT NUMBER: P1457916

CATALOG NUMBER: GLAN-SB1B-927-U-T2LG-HSS

CANDELA DISTRIBUTION (continued):

	90°	95°	105°	115°	125°	135°	145°	155°	165°	175°	180°
0°	401.3	401.3	401.3	401.3	401.3	401.3	401.3	401.3	401.3	401.3	401.3
2.5°	403.6	399.1	385.7	367.8	351.4	338.8	323.1	312.7	303.0	303.0	294.9
5°	413.2	401.3	368.6	327.6	283.7	242.0	215.2	185.4	175.7	167.5	169.0
7.5°	429.6	408.0	350.0	276.2	206.2	161.6	131.8	118.4	112.4	108.7	109.5
10°	449.7	419.9	327.6	224.1	151.9	118.4	104.2	99.0	96.8	96.1	96.1
12.5°	477.3	434.1	305.3	180.2	119.9	102.0	94.6	91.6	89.3	87.9	87.9
15°	510.0	452.0	279.2	148.2	105.0	93.8	87.9	84.9	81.9	81.2	81.2
17.5°	551.7	470.6	256.1	127.3	97.5	87.9	81.9	78.2	75.9	75.2	75.2
20°	597.9	493.7	233.1	115.4	92.3	81.9	75.9	73.0	70.7	69.2	70.0
22.5°	656.7	522.7	218.2	109.5	87.9	76.7	70.7	67.8	65.5	64.0	64.8
25°	721.5	559.2	210.0	109.5	84.9	73.0	66.3	63.3	61.1	59.6	59.6
27.5°	800.4	600.1	210.7	113.9	84.1	70.0	62.5	59.6	57.3	55.1	55.1
30°	887.5	648.5	218.9	122.1	85.6	67.0	59.6	55.1	53.6	51.4	51.4
32.5°	979.9	704.4	239.8	132.5	84.1	63.3	55.1	51.4	49.1	47.7	47.7
35°	1077.4	767.7	265.8	137.0	76.7	58.1	51.4	47.7	46.2	45.4	44.7
37.5°	1170.5	822.8	280.0	128.1	67.0	53.6	46.9	43.2	42.4	41.0	41.0
40°	1242.7	868.2	271.8	109.5	61.8	49.1	43.2	39.5	38.0	36.5	36.5
42.5°	1285.1	884.6	242.0	93.1	58.1	44.7	39.5	35.7	34.3	33.5	33.5
45°	1309.7	882.3	207.0	83.4	54.4	41.0	35.7	33.5	31.3	30.5	29.8
47.5°	1309.0	859.2	181.7	75.2	50.6	38.0	33.5	31.3	29.0	28.3	28.3
50°	1303.8	825.0	153.4	69.2	47.7	35.7	31.3	29.8	27.5	26.8	26.1
52.5°	1316.4	805.6	128.1	65.5	43.9	34.3	30.5	28.3	25.3	24.6	24.6
55°	1332.0	794.5	102.8	61.8	41.0	33.5	29.0	26.8	23.8	23.1	23.1
57.5°	1286.6	752.0	84.9	55.8	37.2	32.0	27.5	26.1	23.1	20.8	20.8
60°	1143.7	621.7	70.0	49.1	34.3	29.8	26.1	23.8	20.8	17.9	17.9
62.5°	930.0	474.3	58.1	41.7	32.0	27.5	23.8	21.6	17.9	14.1	14.1
64°	807.9	402.8	52.1	36.5	30.5	25.3	21.6	19.4	15.6	11.9	11.2
65°	724.5	355.9	48.4	34.3	29.8	23.8	20.8	18.6	14.1	11.2	10.4
67.5°	510.0	239.0	38.7	28.3	26.1	20.1	17.9	15.6	12.7	9.7	8.9
70°	297.1	135.5	30.5	23.8	20.1	15.6	14.9	14.1	11.2	7.4	7.4
72.5°	161.6	67.8	23.1	19.4	15.6	11.2	12.7	11.2	8.9	6.0	5.2
75°	99.0	41.7	17.1	14.1	10.4	8.2	9.7	8.2	5.2	3.7	3.0
77.5°	66.3	26.8	12.7	9.7	6.7	5.2	6.7	4.5	2.2	0.7	0.7
80°	41.0	18.6	8.2	6.0	3.7	2.2	1.5	0.7	0.7	0.0	0.0
82.5°	17.9	11.9	4.5	3.0	1.5	0.7	0.7	0.0	0.0	0.0	0.0
85°	9.7	3.7	1.5	0.7	0.0	0.0	0.0	0.0	0.0	0.0	0.0
87.5°	3.0	1.5	0.7	0.0	0.0	0.0	0.0	0.0	0.0	0.0	0.0
90°	0.0	0.0	0.0	0.0	0.0	0.0	0.0	0.0	0.0	0.0	0.0

Cooper Lighting Solutions Photometric Lab
1121 Highway 74 South
Peachtree City, GA 30269



LM-79-2019: Approved Method: Electrical and Photometric Measurements of Solid-State Lighting Products

Report Prepared for

Cooper Lighting Solutions

McGraw-Edison

Report Number: SP1-2407-184-13

Test Date: 10/11/2024

Luminaire Tested: GSS-SB1A-927-U-5WQ

Data in this report applies to families of products including GSS-SB1A-927-U-5WQ

Test Information

Test Method: LM-79-2019
 Report Number: SP1-2407-184-13
 Test Lab: COOPER LIGHTING SOLUTIONS
 Photometer: SP1 - 76IN SPHERE
 Measurement Geometry: 4π
 Issue Date: 10/15/2024
 Manufacturer: COOPER LIGHTING SOLUTIONS
 Product Line: McGraw-Edison
 Catalog Number: **GSS-SB1A-927-U-5WQ**
 Description: GALLEON II SITE SLIM 1SQ 350MA 5WQ HIGH DENSITY LIGHTSQUARE WITH 90 CRI 2700K CCT 26 LEDS

Spectral Parameters

CCT (K): 2731
 CIE u': 0.2605
 CIE v': 0.5298
 Duv: 0.0021
 CIE x: 0.4610
 CIE y: 0.4166
 CIE z: 0.1224
 Peak Wavelength (nm): 622
 Dominant Wavelength (nm): 583
 Purity: 63.43685
 Rf: 92.6
 Rg: 98

CRI (Ra):	91.8		
R1:	91.4	R9:	54.7
R2:	95.1	R10:	87.7
R3:	97.6	R11:	92.9
R4:	92.3	R12:	84.0
R5:	91.1	R13:	92.2
R6:	94.7	R14:	97.8
R7:	92.3	R15:	86.8
R8:	80.0		



Test Conditions

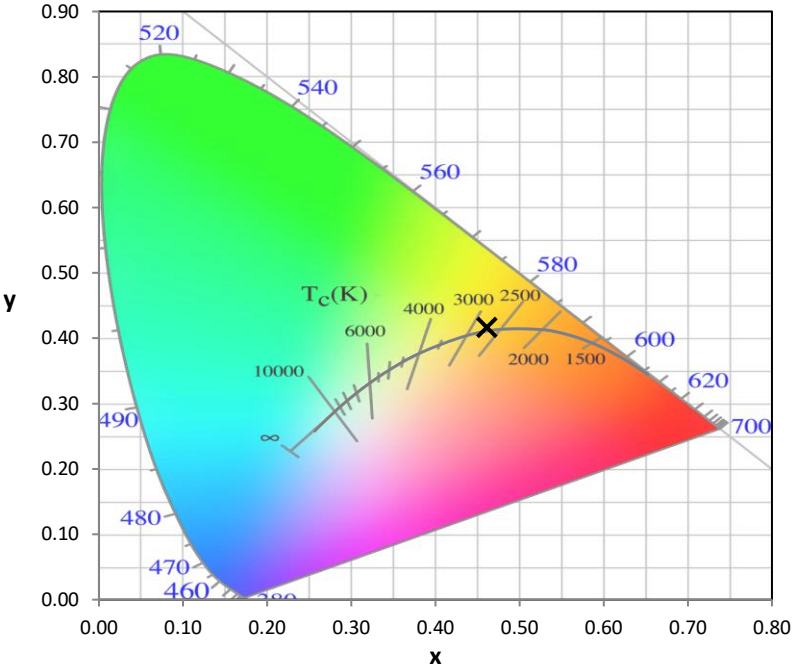
Stabilization Time: M
 Operation Time: 1H 0M
 Sphere Temperature (°C): 25.2

REPORT NUMBER: SP1-2407-184-13

Measurement and Test Equipment			
Instrument	Identification Number	Calibration Date	Calibration Due Date
Photometer	IN0058	6/18/2024	12/18/2024
Power Meter	INXT2011004	2/8/2024	2/8/2025
AC Power Source	IN0063	10/24/2023	10/24/2024
DC Power Source	IN0208	10/24/2023	10/24/2024
Sphere Thermometer	IN0085	10/24/2023	10/24/2024
Room Thermometer	IN0046	10/24/2023	10/24/2024

REPORT NUMBER: SP1-2407-184-13

CIE 1931 Chromaticity Diagram



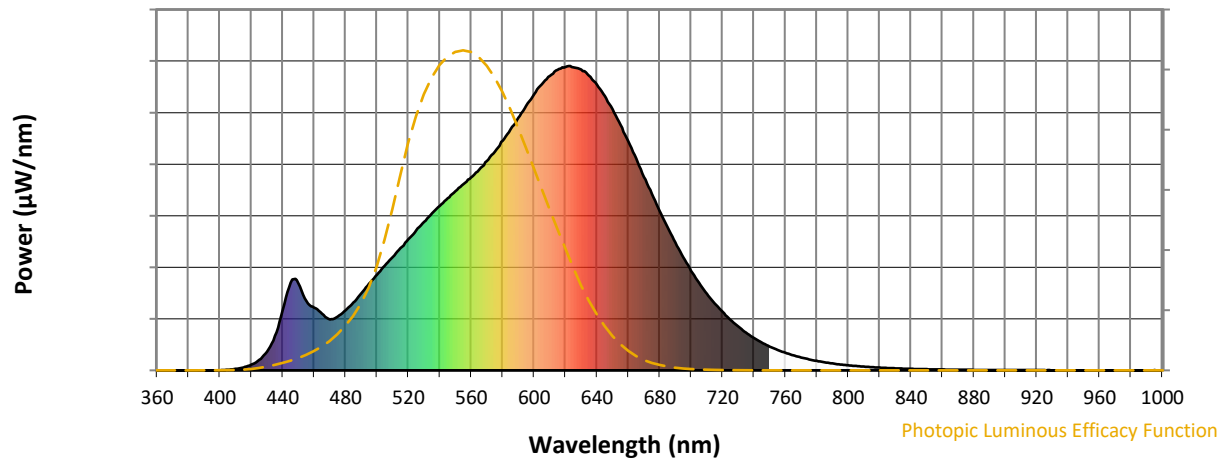
CIE 1931 Chromaticity Diagram with 2017 ANSI 7-Step and 4-Step Quadrangles



Point lies inside the ANSI 2700K 4-step quadrangle

REPORT NUMBER: SP1-2407-184-13

Photopic Flux vs. Wavelength



Photopic Lumens: NR

λ (nm)	Power W [^] /nm	Lumens (ϕ /nm)	λ (nm)	Power W [^] /nm	Lumens (ϕ /nm)	λ (nm)	Power W [^] /nm	Lumens (ϕ /nm)	λ (nm)	Power W [^] /nm	Lumens (ϕ /nm)	λ (nm)	Power W [^] /nm	Lumens (ϕ /nm)
360	0	NR	490	253	NR	620	997	NR	750	78	NR	880	2	NR
365	0	NR	495	285	NR	625	996	NR	755	67	NR	885	1	NR
370	0	NR	500	314	NR	630	989	NR	760	58	NR	890	1	NR
375	0	NR	505	343	NR	635	969	NR	765	50	NR	895	1	NR
380	0	NR	510	372	NR	640	939	NR	770	42	NR	900	1	NR
385	0	NR	515	401	NR	645	901	NR	775	36	NR	905	1	NR
390	0	NR	520	431	NR	650	858	NR	780	31	NR	910	1	NR
395	0	NR	525	459	NR	655	806	NR	785	26	NR	915	1	NR
400	0	NR	530	488	NR	660	752	NR	790	23	NR	920	1	NR
405	2	NR	535	516	NR	665	696	NR	795	19	NR	925	1	NR
410	5	NR	540	540	NR	670	636	NR	800	17	NR	930	0	NR
415	10	NR	545	566	NR	675	579	NR	805	14	NR	935	0	NR
420	19	NR	550	589	NR	680	524	NR	810	12	NR	940	0	NR
425	34	NR	555	612	NR	685	470	NR	815	11	NR	945	0	NR
430	61	NR	560	634	NR	690	421	NR	820	9	NR	950	0	NR
435	113	NR	565	660	NR	695	371	NR	825	8	NR	955	0	NR
440	198	NR	570	688	NR	700	327	NR	830	7	NR	960	0	NR
445	288	NR	575	719	NR	705	288	NR	835	6	NR	965	0	NR
450	286	NR	580	754	NR	710	251	NR	840	5	NR	970	0	NR
455	228	NR	585	791	NR	715	220	NR	845	4	NR	975	0	NR
460	207	NR	590	831	NR	720	192	NR	850	4	NR	980	0	NR
465	186	NR	595	870	NR	725	166	NR	855	3	NR	985	0	NR
470	168	NR	600	907	NR	730	144	NR	860	3	NR	990	1	NR
475	177	NR	605	940	NR	735	124	NR	865	2	NR	995	1	NR
480	198	NR	610	967	NR	740	106	NR	870	2	NR	1000	0	NR
485	223	NR	615	988	NR	745	91	NR	875	2	NR			

REPORT NUMBER: SP1-2407-184-13

Scotopic Flux vs. Wavelength



Scotopic Lumens: NR

S/P: 1.27

λ (nm)	Power W [^] /nm	Lumens (ϕ /nm)	λ (nm)	Power W [^] /nm	Lumens (ϕ /nm)	λ (nm)	Power W [^] /nm	Lumens (ϕ /nm)	λ (nm)	Power W [^] /nm	Lumens (ϕ /nm)	λ (nm)	Power W [^] /nm	Lumens (ϕ /nm)
360	0	NR	490	253	NR	620	997	NR	750	78	NR	880	2	NR
365	0	NR	495	285	NR	625	996	NR	755	67	NR	885	1	NR
370	0	NR	500	314	NR	630	989	NR	760	58	NR	890	1	NR
375	0	NR	505	343	NR	635	969	NR	765	50	NR	895	1	NR
380	0	NR	510	372	NR	640	939	NR	770	42	NR	900	1	NR
385	0	NR	515	401	NR	645	901	NR	775	36	NR	905	1	NR
390	0	NR	520	431	NR	650	858	NR	780	31	NR	910	1	NR
395	0	NR	525	459	NR	655	806	NR	785	26	NR	915	1	NR
400	0	NR	530	488	NR	660	752	NR	790	23	NR	920	1	NR
405	2	NR	535	516	NR	665	696	NR	795	19	NR	925	1	NR
410	5	NR	540	540	NR	670	636	NR	800	17	NR	930	0	NR
415	10	NR	545	566	NR	675	579	NR	805	14	NR	935	0	NR
420	19	NR	550	589	NR	680	524	NR	810	12	NR	940	0	NR
425	34	NR	555	612	NR	685	470	NR	815	11	NR	945	0	NR
430	61	NR	560	634	NR	690	421	NR	820	9	NR	950	0	NR
435	113	NR	565	660	NR	695	371	NR	825	8	NR	955	0	NR
440	198	NR	570	688	NR	700	327	NR	830	7	NR	960	0	NR
445	288	NR	575	719	NR	705	288	NR	835	6	NR	965	0	NR
450	286	NR	580	754	NR	710	251	NR	840	5	NR	970	0	NR
455	228	NR	585	791	NR	715	220	NR	845	4	NR	975	0	NR
460	207	NR	590	831	NR	720	192	NR	850	4	NR	980	0	NR
465	186	NR	595	870	NR	725	166	NR	855	3	NR	985	0	NR
470	168	NR	600	907	NR	730	144	NR	860	3	NR	990	1	NR
475	177	NR	605	940	NR	735	124	NR	865	2	NR	995	1	NR
480	198	NR	610	967	NR	740	106	NR	870	2	NR	1000	0	NR
485	223	NR	615	988	NR	745	91	NR	875	2	NR			

REPORT NUMBER: SP1-2407-184-13

Melanopic Flux vs. Wavelength



Melanopic Lumens: NR

M/P: 2.38

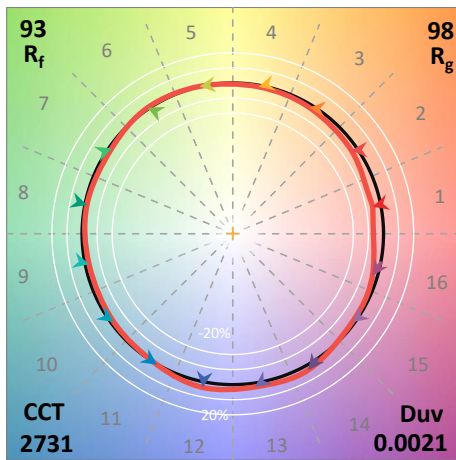
λ (nm)	Power W [^] /nm	Lumens (φ/nm)	λ (nm)	Power W [^] /nm	Lumens (φ/nm)	λ (nm)	Power W [^] /nm	Lumens (φ/nm)	λ (nm)	Power W [^] /nm	Lumens (φ/nm)	λ (nm)	Power W [^] /nm	Lumens (φ/nm)
360	0	NR	490	253	NR	620	997	NR	750	78	NR	880	2	NR
365	0	NR	495	285	NR	625	996	NR	755	67	NR	885	1	NR
370	0	NR	500	314	NR	630	989	NR	760	58	NR	890	1	NR
375	0	NR	505	343	NR	635	969	NR	765	50	NR	895	1	NR
380	0	NR	510	372	NR	640	939	NR	770	42	NR	900	1	NR
385	0	NR	515	401	NR	645	901	NR	775	36	NR	905	1	NR
390	0	NR	520	431	NR	650	858	NR	780	31	NR	910	1	NR
395	0	NR	525	459	NR	655	806	NR	785	26	NR	915	1	NR
400	0	NR	530	488	NR	660	752	NR	790	23	NR	920	1	NR
405	2	NR	535	516	NR	665	696	NR	795	19	NR	925	1	NR
410	5	NR	540	540	NR	670	636	NR	800	17	NR	930	0	NR
415	10	NR	545	566	NR	675	579	NR	805	14	NR	935	0	NR
420	19	NR	550	589	NR	680	524	NR	810	12	NR	940	0	NR
425	34	NR	555	612	NR	685	470	NR	815	11	NR	945	0	NR
430	61	NR	560	634	NR	690	421	NR	820	9	NR	950	0	NR
435	113	NR	565	660	NR	695	371	NR	825	8	NR	955	0	NR
440	198	NR	570	688	NR	700	327	NR	830	7	NR	960	0	NR
445	288	NR	575	719	NR	705	288	NR	835	6	NR	965	0	NR
450	286	NR	580	754	NR	710	251	NR	840	5	NR	970	0	NR
455	228	NR	585	791	NR	715	220	NR	845	4	NR	975	0	NR
460	207	NR	590	831	NR	720	192	NR	850	4	NR	980	0	NR
465	186	NR	595	870	NR	725	166	NR	855	3	NR	985	0	NR
470	168	NR	600	907	NR	730	144	NR	860	3	NR	990	1	NR
475	177	NR	605	940	NR	735	124	NR	865	2	NR	995	1	NR
480	198	NR	610	967	NR	740	106	NR	870	2	NR	1000	0	NR
485	223	NR	615	988	NR	745	91	NR	875	2	NR			

Summary

$R_f = 92.6$
 $R_g = 98$
 $CIE R_a = 91.8$
 $R_9 = 54.7$



Color Vector Graphics

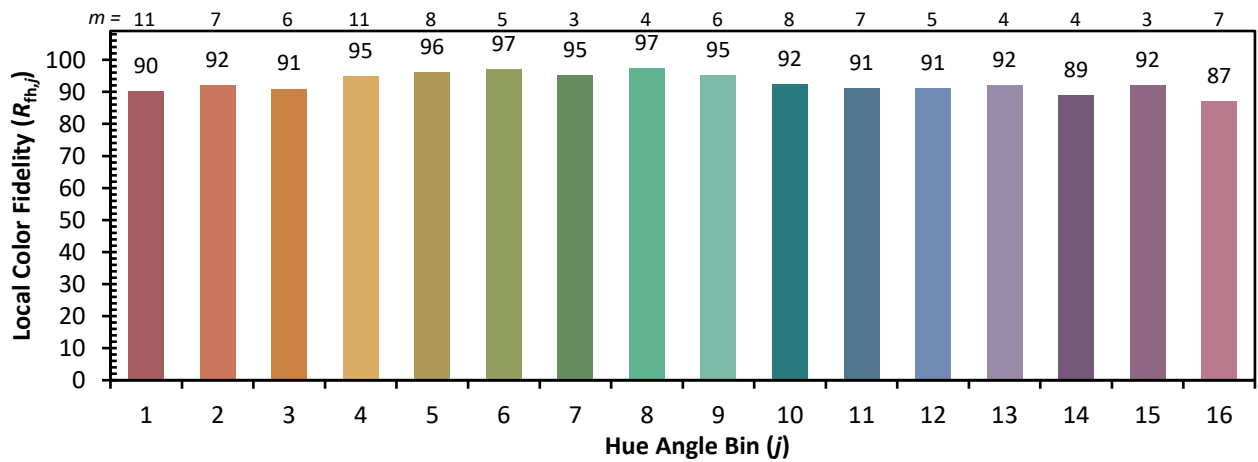
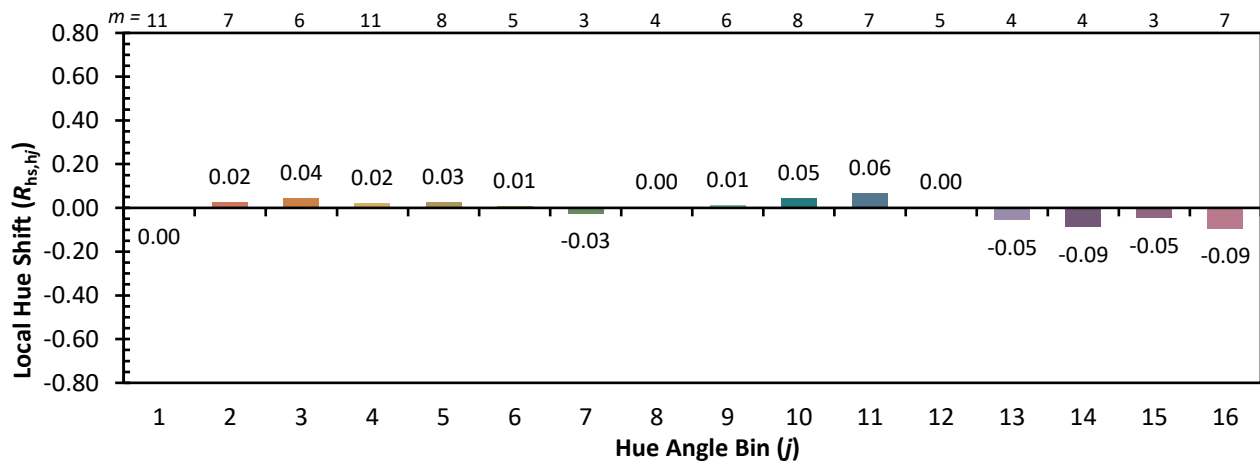


Individual Sample Fidelity Index ($R_{f,i}$)

CES01 = 86	CES26 = 94	CES51 = 98	CES76 = 90
CES02 = 64	CES27 = 95	CES52 = 98	CES77 = 90
CES03 = 32	CES28 = 97	CES53 = 96	CES78 = 89
CES04 = 71	CES29 = 95	CES54 = 96	CES79 = 93
CES05 = 51	CES30 = 98	CES55 = 95	CES80 = 94
CES06 = 52	CES31 = 96	CES56 = 94	CES81 = 82
CES07 = 44	CES32 = 91	CES57 = 94	CES82 = 97
CES08 = 43	CES33 = 97	CES58 = 94	CES83 = 96
CES09 = 29	CES34 = 96	CES59 = 96	CES84 = 96
CES10 = 77	CES35 = 98	CES60 = 96	CES85 = 85
CES11 = 59	CES36 = 90	CES61 = 94	CES86 = 82
CES12 = 66	CES37 = 95	CES62 = 95	CES87 = 93
CES13 = 44	CES38 = 96	CES63 = 94	CES88 = 95
CES14 = 74	CES39 = 99	CES64 = 92	CES89 = 85
CES15 = 72	CES40 = 98	CES65 = 89	CES90 = 96
CES16 = 48	CES41 = 98	CES66 = 91	CES91 = 85
CES17 = 50	CES42 = 97	CES67 = 90	CES92 = 82
CES18 = 57	CES43 = 97	CES68 = 91	CES93 = 89
CES19 = 72	CES44 = 99	CES69 = 93	CES94 = 79
CES20 = 68	CES45 = 99	CES70 = 90	CES95 = 87
CES21 = 87	CES46 = 96	CES71 = 89	CES96 = 92
CES22 = 79	CES47 = 94	CES72 = 96	CES97 = 96
CES23 = 92	CES48 = 93	CES73 = 87	CES98 = 93
CES24 = 91	CES49 = 96	CES74 = 92	CES99 = 90
CES25 = 72	CES50 = 98	CES75 = 90	



Color Rendition by Hue-Angle Bin



Measure Comparisons



(END OF REPORT)